An aerial photograph of a vast forest landscape. The scene is dominated by dense evergreen trees, likely spruce or fir, which are partially shrouded in a thick, white mist or fog. The mist fills the valleys and lower slopes, creating a dreamlike atmosphere. In the upper right corner, a body of water, possibly a lake or a wide river, is visible, its surface reflecting the light. The overall color palette is cool, with various shades of green, white, and blue.

Imagine carbon
accounting without
manual processes

■ THE TEAM



CEO

Søren Orluf soren@verarca.com

PARTNER

Niels Holch Povlsen contact@verarca.com

PARTNER

Jes Wistesen contact@verarca.com

BOARD MEMBER

Henrik Vig contact@verarca.com

+6



CTO

René R. Laursen rene@verarca.com

GROWTH MANAGER

Kasper Bruslund kasper@verarca.com

CUSTOMER SUCCESS MANAGER

Camilla Mechlenburg camilla@verarca.com

CUSTOMER ONBOARDING

Milou van Beek Slebsager milou@verarca.com

■ PARTNERS

Join us and
make climate
accounting
easy for your
customers.



Pihl &
Østergaard

ROESGAARD

SUSTAINBUSINESS
• en del af Martinsen



30+ more

■ ONLY HAPPY CUSTOMERS

To achieve our ambition and targets on carbon, we will take concrete action across our value chain




”

Carlsberg

■ ONLY HAPPY CUSTOMERS

To drive down carbon emissions in our supply chain, we've launched a new Supplier Sustainability Program in recognition of the critical role that suppliers play in helping us achieve our targets



■ ONLY HAPPY CUSTOMERS

In Salling Group we request our largest suppliers to our Danish, German and Polish chains to report their climate targets and footprints.



”

salling group

■ ONLY HAPPY CUSTOMERS

To bring products to market with a lower carbon footprint, we will continue to expand collaboration across our value chain.



”

Danfoss

+700

Customers have
committed to automatic
climate accounting

+10

Industries trust us

+3 million

CO2 calculations have
been carried out by
our AI









+200,000

Cost- and activity-based
emission factors

Time is money.
Here you save both

Scope 3



Indirect

-  Purchased goods & services
-  Capital goods
-  Fuel & energy-related activities
-  Transport & distribution
-  Waste generated
-  Business travel
-  Employee commuting
-  Upstream leased assets

Upstream activities

Scope 1


Direct

-  Company facilities
-  Company vehicles

Reporting company

Scope 2

Indirect

-  Electricity, steam, heating & cooling for own use

>>

Scope 3

Indirect

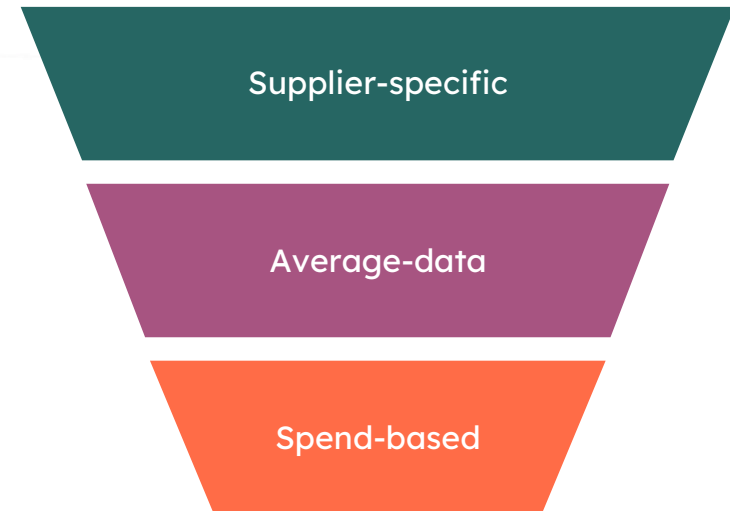
-  Transport & distribution
-  Processing of sold products
-  Use of sold products
-  Treatment & disposal of products after use
-  Downstream leased assets

Downstream activities

■ CALCULATION METHODS

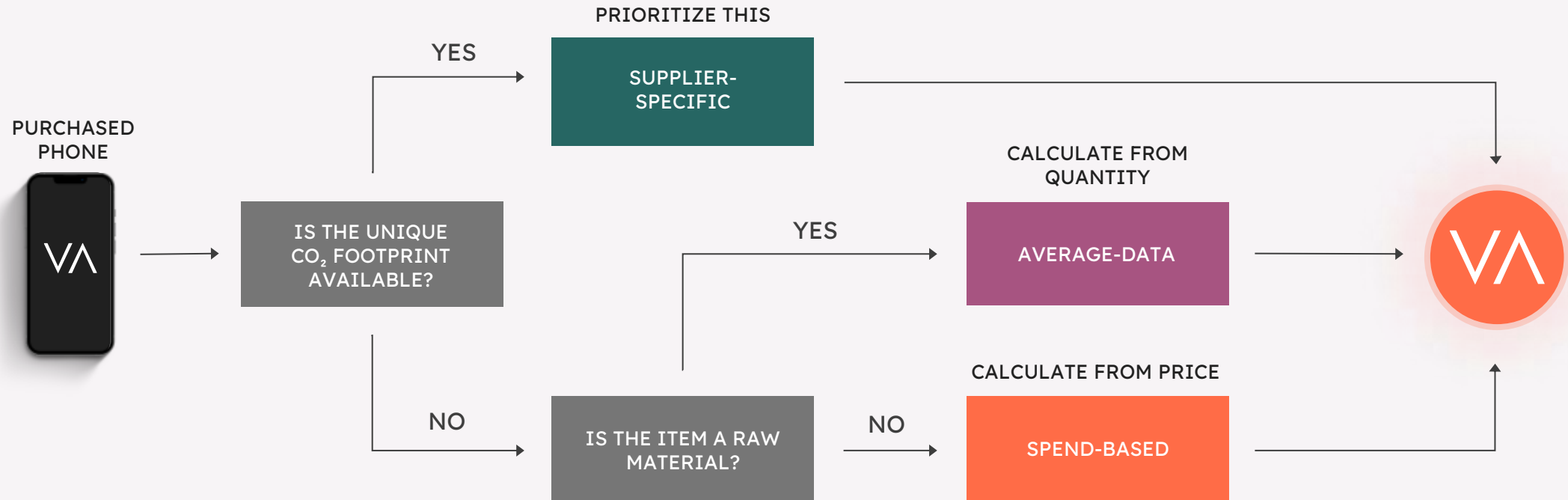
We prioritize the most accurate method based on the data available

- Supplier-specific: CO₂ footprint directly from your supplier
- Average data: Quantity of raw material multiplied by the emission factor for that material category
- Spend-based: Purchase cost multiplied by the emission factor for the purchase category

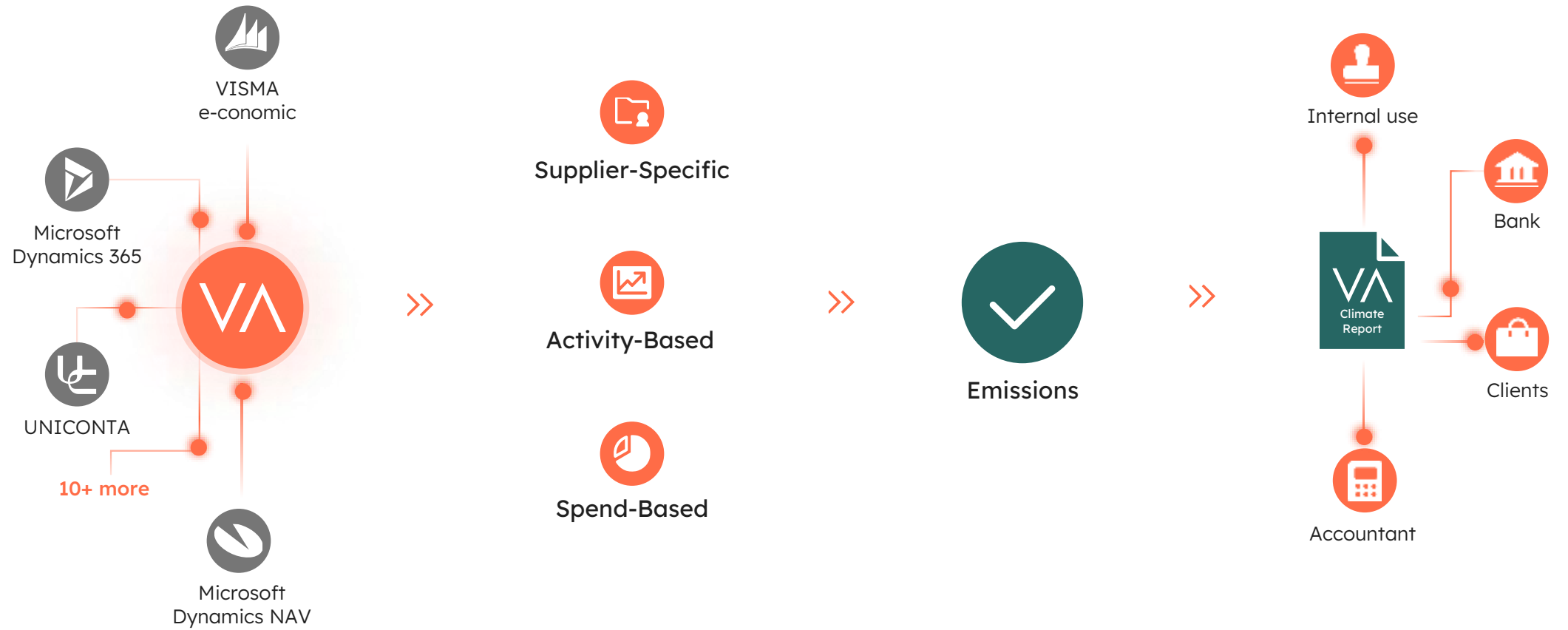


■ EXAMPLE

How do we ensure ensure the most accurate result?

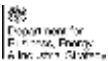


Flowchart



■ SECURE DATA

Data



200,000+ emission factors covering cost- and activity-based calculations.



300+ global regions, ranging from countries to local areas and cities



39 sources from audited, government-published and globally recognized data (e.g. GLEC)



6: energy, transport, utilities, infrastructure, waste, IT

FAQ

Which accounting systems do you support?

Currently: E-conomic, Unicon, Microsoft Dynamics 365 Business Central

What do I do if I use another accounting system?

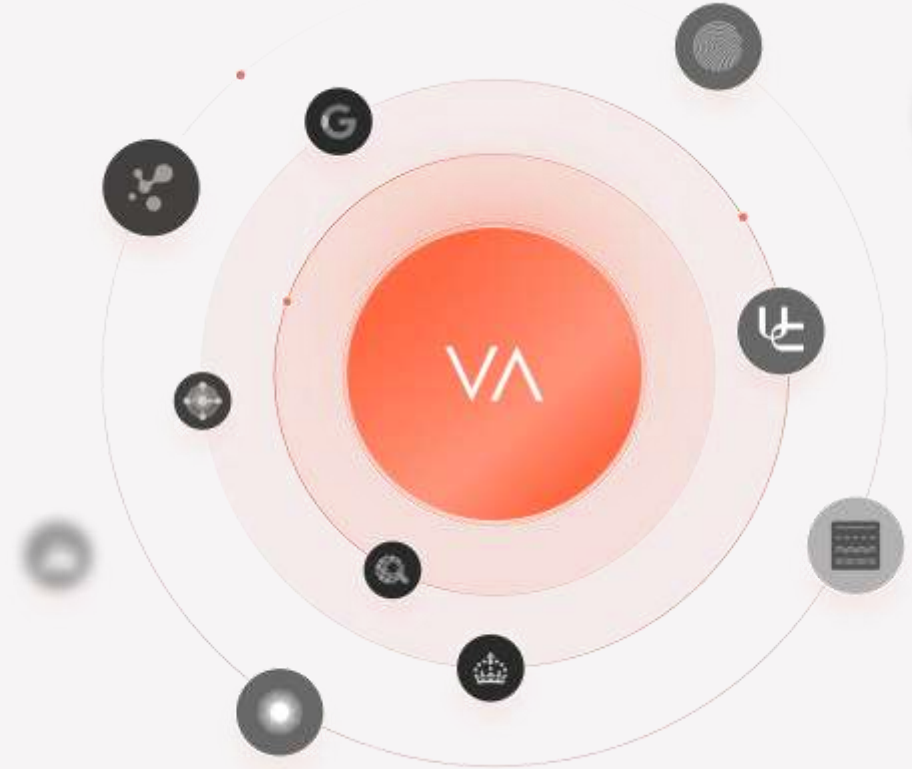
We can import your data as CSV, otherwise we have an open API.

How much of my time does it require?

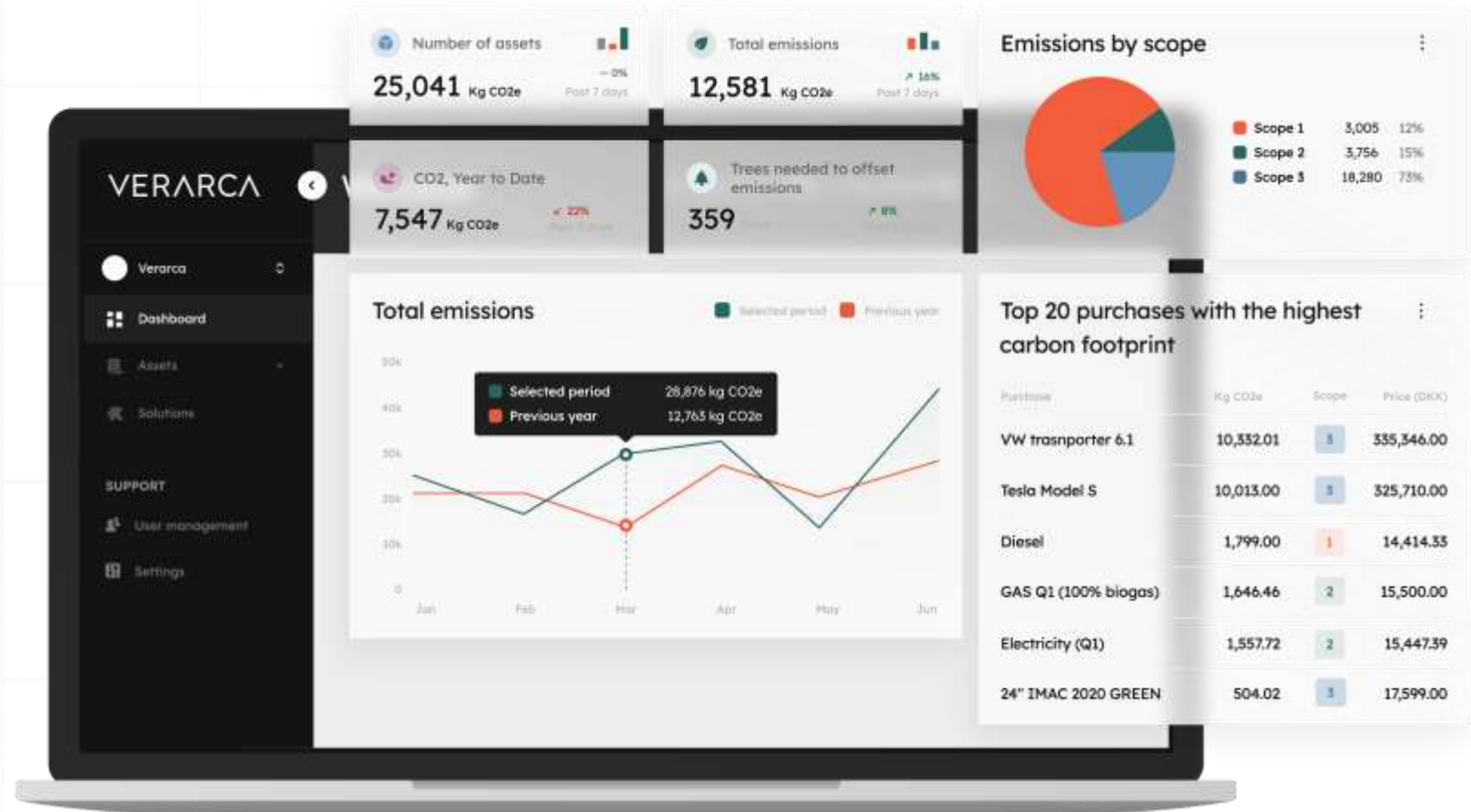
Onboarding is free and typically takes 30 minutes. From there, you decide whether we handle the rest or you want to do it yourself.

Can I try it before I buy?

Yes, we show you Verarca, so you get a real picture of the solution instead of demo data.



Demo



The price is based on the size of your company

PRICES

Standart	Managed Carbon Service	Enterprise
<p>The flexible solution for companies that want to have control over their climate data</p> <p>39 EUR /MONTH</p> <p>Billed annually</p>	<p>Make climate accounting simple – we validate, verify and optimize your data for you</p> <p>69 EUR /MONTH</p> <p>Billed annually</p>	<p>Tailored for businesses with complex data, unique integrations, and special needs</p> <p>Ask for price</p>



Thank you!

CEO

Søren Orluf

✉ soren@verarca.com

Verarca is both attentive and collaborative. If we encounter specific requirements from our customers or auditors, we can rely on them to take our input seriously, and they are open to adapting their solution. Transparency and accuracy are crucial for us. We take great pride in our work and provide our customers with the best available – and with Verarca, we have found a partner who can help us ensure high quality.



Irene Hvid
Partner at Grant Thornton



PARTNER CASE

Assurance work on sustainability reporting	Climate accounting and CO ₂ calculation
ESG reporting and CSRD implementation	Strategic sustainability consulting